

LED Industrial Light

**CE & RoHS Certified LED Floodlight Light in Industrial Area.
Tank Series**

CE RoHS



Features And Benefits:

- High efficacy LED Source with long lifespan >100,000 hours
- 5-year performance warranty
- Low THD around 10%, Less interference
- 6KV Surge Protection
- Robust aluminium housing and strong tempered glass
- Vibration and shock resistant
- Low maintenance
- Dust proof structure design to avoid dust accumulation

Applications:



Cement plants



Warehouse



Factory



Power Generation



Power Transmission



Shipping industry

CE RoHS

CE & RoHS Certified LED Floodlight in Industrial Area.

LED Floodlight

Standard & Certificate:

Certificate:	<ul style="list-style-type: none">• CE• RoHS
Executive Standard:	<ul style="list-style-type: none">• EN 55015, EN 61547, EN 61000-3-2, EN 61000-3-3• EN 60598-1, EN 60598-2-5, EN 62031, EN 62493• IEC 62321-4, IEC 62321-5, IEC 62321-6• IEC 62321-7-1, IEC 62321-7-2, IEC 62321-8

Electrical & Photometric Features:

Luminaire Efficacy:	Max:152lm/W
Lifespan:	>50,000 hours
Operating Voltage:	100-277 VAC,141-391VDC(347-480 VAC,491-679 VDC are optional)
Power:	80W/100W/120W(Single lamp),160W/200W/240W(Two lamps), 320W/400W/480W(Four lamps)
Frequency:	50/60Hz
Power Factor:	> 0.98
THD:	< 10%
Insulation Class:	I
Surge Protection:	4KV/6KV
LED Driver:	Over voltage protection/short circuit protection

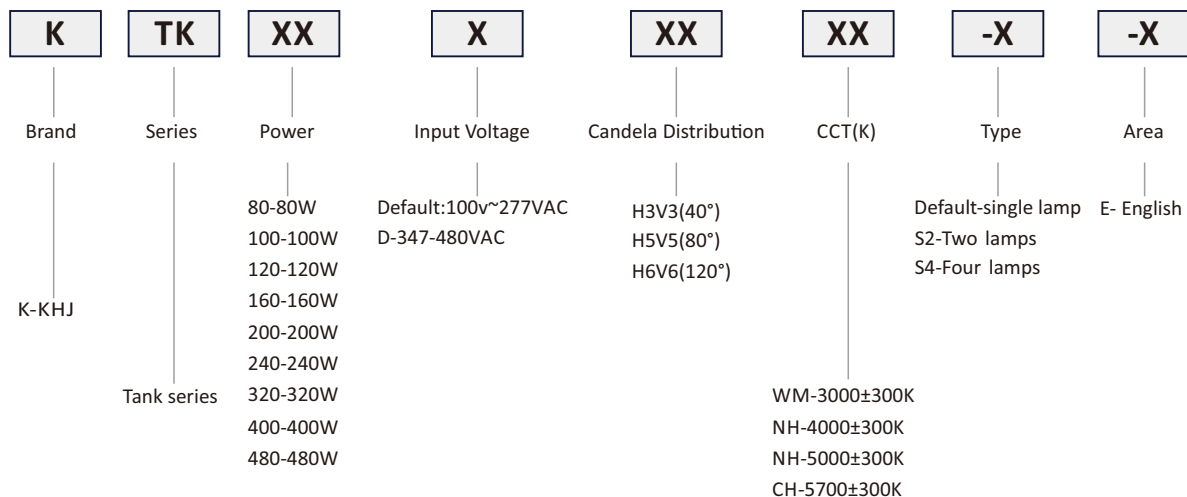
Mechanical Features:

Weight:	6.3Kg(80W~120W)/13Kg(160W~240W)/28kg(320W~480W)
Size:	332*212*100mm(80W~120W)/332*426*100mm(160W~240W) 671*426*100mm(320W~480W)
Ambient Temperature:	-40°C~+55°C
Earthing Protection:	M4 (external earth bolts)
IP Code:	IP66
Enclosure Material:	Aluminium
Enclosure Colour:	Grey RAL7040
Coating:	Epoxy powder coating
Exposed Fastener:	Stainless steel
Protective Cover:	Tempered glass,Stand 7J impact

CE RoHS

CE & RoHS Certified LED Floodlight in Industrial Area.

Production Definition



Ordering information

P/N	Operating Voltage(V)	Luminous Flux(lm)	Power(W)	CRI	Color Temp.	CCT(K)
KTK80**CH-E	100-277 VAC (141-392 VDC)	12107	80	80	Cool white	5700K±300K
KTK80**NH-E		12107		80	Natural white	5000K±300K
KTK80**NH-E		12107		80	Natural white	4000±300k
KTK80**WM-E		10896		80	Warm white	3000±300k
KTK100**CH-E		14954	100	80	Cool white	5700±300k
KTK100**NH-E		14954		80	Natural white	5000±300k
KTK100**NH-E		14954		80	Natural white	4000±300k
KTK100**WM-E		13458		80	Warm white	3000±300k
KTK120**CH-E		17310	120	80	Cool white	5700±300k
KTK120**NH-E		17310		80	Natural white	5000±300k
KTK120**NH-E		17310		80	Natural white	4000±300k
KTK120**WM-E		15579		80	Warm white	3000±300k
KTK160**CH-S2-E		22910	160	80	Cool white	5700K±300K
KTK160**NH-S2-E		22910		80	Natural white	5000K±300K
KTK160**NH-S2-E		22910		80	Natural white	4000±300k
KTK160**WM-S2-E		20619		80	Warm white	3000±300k
KTK200**CH-S2-E		29145	200	80	Cool white	5700±300k
KTK200**NH-S2-E		29145		80	Natural white	5000±300k
KTK200**NH-S2-E		29145		80	Natural white	4000±300k
KTK200**WM-S2-E		26230		80	Warm white	3000±300k
KTK240**CH-S2-E		34136	240	80	Cool white	5700±300k
KTK240**NH-S2-E		34136		80	Natural white	5000±300k
KTK240**NH-S2-E		34136		80	Natural white	4000±300k
KTK240**WM-S2-E		30884		80	Warm white	3000±300k

CE RoHS

CE & RoHS Certified LED Floodlight in Industrial Area.

P/N	Operating Voltage(V)	Luminous Flux(lm)	Power(W)	CRI	Color Temp.	CCT(K)
KTK320**CH-S4-E	100-277 VAC (141-392 VDC)	46400	320	80	Cool white	5700±300k
KTK320**NH-S4-E		46400		80	Natural white	5000±300k
KTK320**NH-S4-E		46400		80	Natural white	4000±300k
KTK320**WM-S4-E		41760		80	Warm white	3000±300k
KTK400**CH-S4-E		400	58054	80	Cool white	5700±300k
KTK400**NH-S4-E			58054	80	Natural white	5000±300k
KTK400**NH-S4-E			58054	80	Natural white	4000±300k
KTK400**WM-S4-E			52248	80	Warm white	3000±300k
KTK480**CH-S4-E		480	69120	80	Cool white	5700±300k
KTK480**NH-S4-E			69120	80	Natural white	5000±300k
KTK480**NH-S4-E			69120	80	Natural white	4000±300k
KTK480**WM-S4-E			62208	80	Warm white	3000±300k

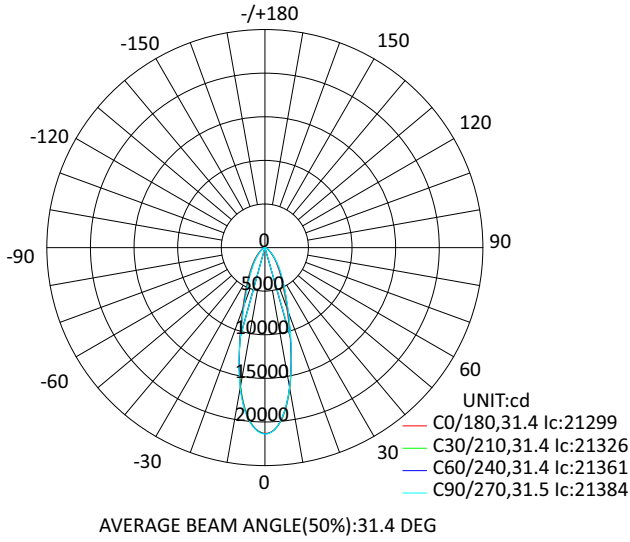
Remarks: 1.The first * stands for Operating Voltage including default -100-277VAC,D-347-480VAC .

2.The second * stands for Candela Distribution including H3V3,H5V5,H6V6.

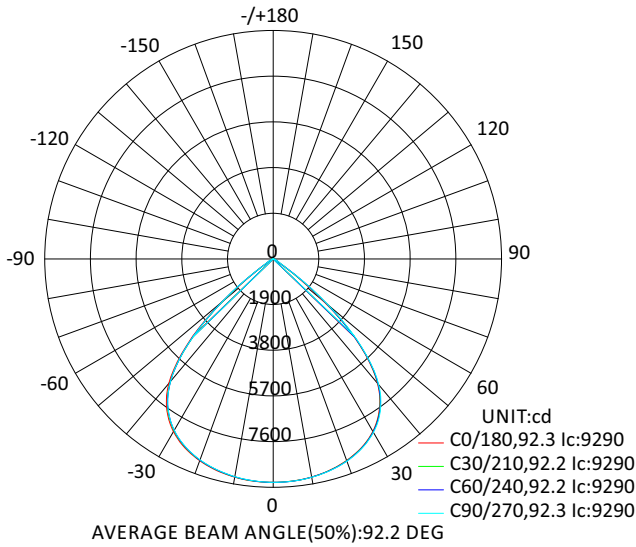

CE RoHS

CE & RoHS Certified LED Floodlight in Industrial Area.

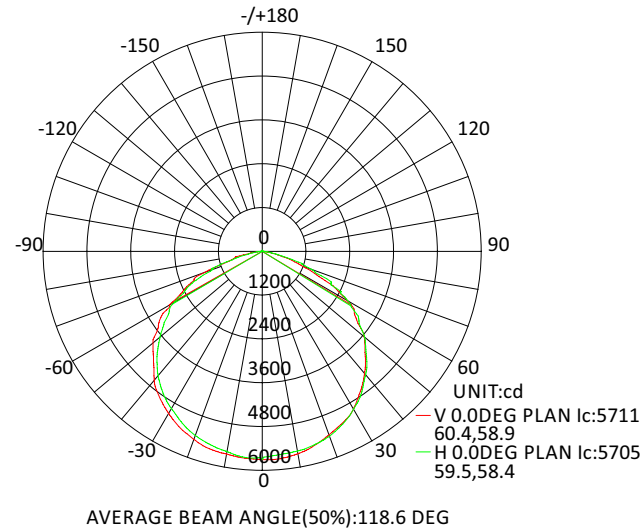
Candela Distribution



H3V3(40°)/High efficacy LED Source



H5V5(80°)/High efficacy LED Source



H6V6(120°)/High efficacy LED Source



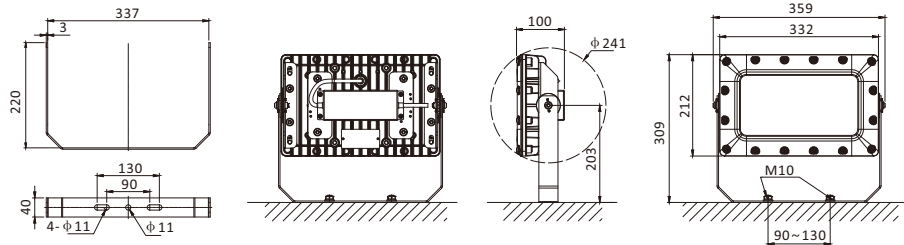
CE RoHS

CE & RoHS Certified LED Floodlight in Industrial Area.

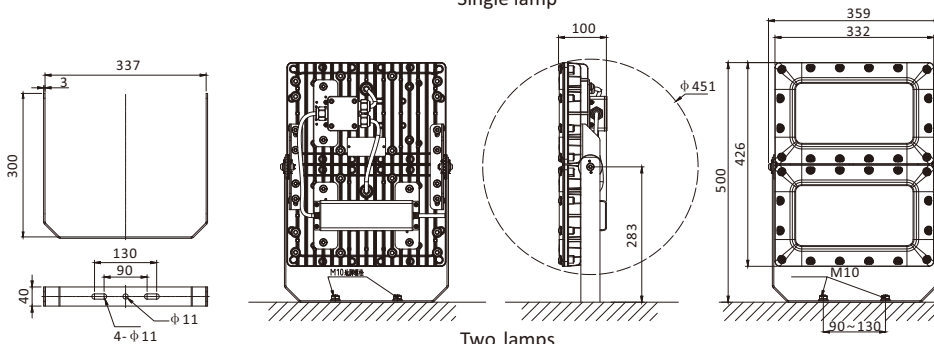
Installation Method

Stanchion mount / Wall mount

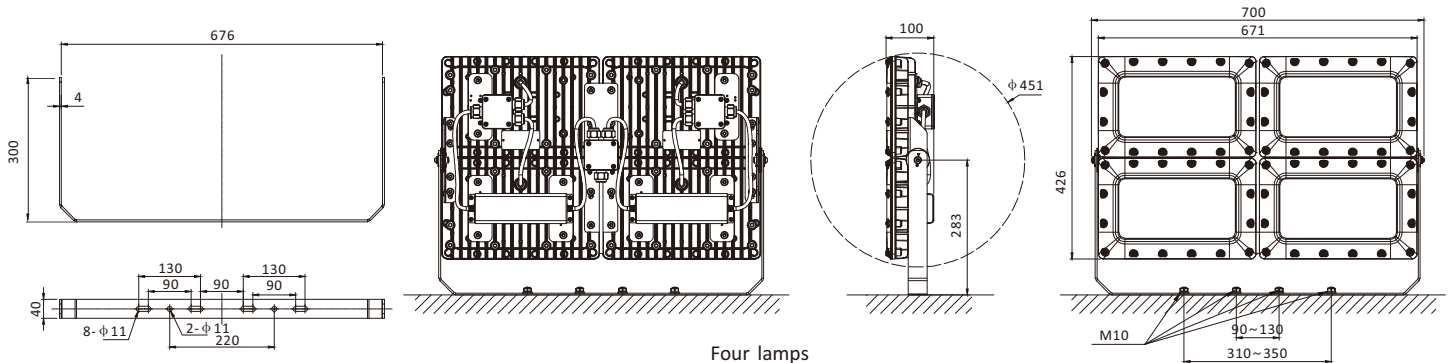
(unit:mm)



Single lamp

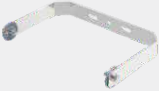




Two lamps



Four lamps

Optional Parts

No.	Installation accessories	Part No.	Picture	Material	Weight(Kg)	QTY	Remark
1	Stanchion bracket	SBT-TK-SUS316		SUS316	0.8	1	
2	Stanchion bracket	SBT-TK-2-SUS316		SUS316	1	1	
3	Stanchion bracket	SBT-TK-4-SUS316		SUS316	2	1	